

**PADMA ISLAMI LIFE INSURANCE LTD.**  
**UN-AUDITED BALANCE SHEET**  
**AS AT June 30, 2020**


CAPITAL AND LIABILITIES	Amount in Taka		Growth Rate (%)
	30.06.2020	31.12.2019	
<b>SHAREHOLDERS' CAPITAL</b>			
<b>Authorised</b>			
10,00,00,000 Ordinary Shares of Tk.10/- each	<u>1,000,000,000</u>	<u>1,000,000,000</u>	
<b>Issued, Subscribed and Paid-up</b>			
3,38,80,000 Ordinary Shares of Tk. 10/- each	388,800,000	388,800,000	
<b>Balance of Fund and Accounts</b>			
Life Insurance Fund	104,246,505	209,785,977	50.31
<b>Share Value Fluctuation Reserve</b>			
Sadaka Fund (Padma Welfare Fund)	24,349,202	24,369,202	
Amount due to other persons or bodies Carrying on Insurance Business	1,007,931	1,007,931	
<b>Liabilities and Provisions</b>	<b>1,812,999,606</b>	<b>1,614,913,978</b>	
Estimated Liabilities in Respect of Outstanding claims whether due or intimated.	487,746,456	582,842,620	16.32
Sundry Creditors	83,542,150	130,080,358	35.78
Premium Deposit	1,711,000	1,991,000	14.06
Long Term Loan	1,240,000,000	900,000,000	(37.78)
<b>Total</b>	<b><u>2,331,403,244</u></b>	<b><u>2,238,877,088</u></b>	

  
**Company Secretary**

  
**Chief Financial Officer**


  
**Chief Executive Officer**

  
**Director**

  
**Chairman**

PROPERTY AND ASSETS	Amount in Taka		Growth Rate (%)
	30.06.2020	31.12.2019	
<b>Loan on Policies</b>			
Within their surrender value	559,889	559,889	
Investments	498,258,525	458,258,525	
Un-realized Gain/ (Loss) on Investment	50,547,269	50,547,269	
Outstanding Premium	152,575,360	144,472,114	(5.61)
Profit, Dividend & Rent Accrued but not Due	30,078,058	29,568,692	(1.72)
Advances, Deposits and Prepayments	433,471,253	348,496,328	(24.38)
<b>Cash, Bank and Other Balances</b>	<b>371,136,142</b>	<b>344,991,928</b>	
Fixed Deposit with Banks	220,602,824	40,600,324	(443.35)
SND & CD with Banks	150,508,145	303,537,015	50.42
Cash in Hand	25,173	854,589	97.05
<b>Other Assets:</b>	<b>845,324,017</b>	<b>861,982,343</b>	
Fixed Assets (At Cost Less Depreciation)	843,995,520	860,653,846	1.94
Printing, Stationery & Stamps in Hand	1,328,497	1,328,497	-
<b>Total</b>	<b>2,331,403,244</b>	<b>2,238,877,088</b>	

  
Company Secretary

  
Chief Financial Officer

  
Chief Executive Officer


  
Director

  
Chairman

**PADMA ISLAMI LIFE INSURANCE LTD.**  
**UN-AUDITED LIFE REVENUE ACCOUNT**  
**FOR THE HALF YEAR ENDED JUNE 30, 2020**


PARTICULARS	Amount in Taka		Amount in Taka	
	Jan-June'20	Jan-June'19	Apr-June'20	Apr-June'19
<b>BALANCE OF FUND AT THE BEGINNING OF THE YEAR PREMIUM LESS RE-INSURANCE</b>	<b>209,785,977</b>	<b>453,967,301</b>	<b>122,825,269</b>	<b>256,105,041</b>
First year premium	54,442,216	58,770,317	36,330,318	27,871,580
Renewal premium	158,373,091	184,824,360	54,455,123	70,818,051
	<b>212,815,307</b>	<b>243,594,677</b>	<b>90,785,441</b>	<b>98,689,631</b>
Group Insurance Premium	43,592,050	28,234,250	36,313,699	22,766,435
<b>Gross premium</b>	<b>256,407,357</b>	<b>271,828,927</b>	<b>127,099,140</b>	<b>121,456,066</b>
Less: Re-Insurance premium	-	2,207,956	-	1,072,984
<b>Net Premium</b>	<b>256,407,357</b>	<b>269,620,971</b>	<b>127,099,140</b>	<b>120,383,082</b>
Profit, Dividend and Rent	13,724,838	30,656,142	8,674,165	4,814,387
Other Income	5,375,429	4,536,245	14,695	3,639,371
<b>Total</b>	<b>485,293,601</b>	<b>758,780,659</b>	<b>258,613,269</b>	<b>384,941,881</b>
<b>CLAIMS UNDER POLICIES (INCLUDING PROVISION FOR CLAIMS DUE OR INTIMATED) LESS RE-INSURANCE</b>	<b>328,823,028</b>	<b>513,527,869</b>	<b>140,976,819</b>	<b>22,466,522</b>
<b>COMMISSION TO INSURANCE AGENTS &amp; EMPLOYER OF AGENTS</b>	<b>18,875,930</b>	<b>57,827,930</b>	<b>3,000,460</b>	<b>35,034,016</b>
<b>ADMISISTRATIVE EXPENSES</b>	<b>16,587,360</b>	<b>76,979,697</b>	<b>2,009,000</b>	<b>25,691,801</b>
<b>OTHER EXPENSES</b>	<b>16,760,778</b>	<b>17,765,937</b>	<b>8,380,485</b>	<b>9,070,316</b>
<b>BALANCE OF FUND TRANSFERRED TO THE BALANCE SHEET</b>	<b>104,246,505</b>	<b>92,679,226</b>	<b>104,246,505</b>	<b>92,679,226</b>
<b>Total</b>	<b>485,293,601</b>	<b>758,780,659</b>	<b>258,613,269</b>	<b>184,941,881</b>

  
Company Secretary

  
Chief Financial Officer

  
Chief Executive Officer

  
Director


  
Chairman

**PADMA ISLAMI LIFE INSURANCE LTD.**  
**UN-AUDITED STATEMENT OF CASH FLOWS**  
**FOR THE HALF YEAR ENDED JUNE 30, 2020**

Particulars	Amount in Taka	
	30.06.2020	30.06.2019
<b>CASH FLOWS FROM OPERATING ACTIVITIES</b>		
Collection from Premium	204,712,061	329,538,219
Investment income and other income received	(37,952,354)	40,432,617
Payment for Claims	(423,939,192)	(480,271,718)
Payment for Management Expenses and others	(98,762,276)	(151,881,817)
<b>Net Cash Flows used operating activities</b>	<b>(355,941,761)</b>	<b>(262,182,699)</b>
<b>CASH FLOWS FROM INVESTING ACTIVITIES</b>		
Purchase of Fixed Assets	(100,500)	-
Investment made during the Period	(40,000,000)	53,000,000
<b>Net Cash Flows from investing activities</b>	<b>(40,100,500)</b>	<b>53,000,000</b>
<b>CASH FLOWS FROM FINANCING ACTIVITIES</b>		
Increase/ Decrease in Loan from Bank	340,000,000	200,000,000
Increase/ Decrease in Long term Loan	340,000,000	200,000,000
<b>Net Cash Flows from financing activities</b>	<b>340,000,000</b>	<b>200,000,000</b>
<b>Net increase/Decrease in cash and cash equivalents</b>	<b>(56,042,261)</b>	<b>(115,182,699)</b>
Cash and Cash Equivalents at the beginning of the period	427,178,404	521,507,256
Cash and Cash Equivalents at the end of the period	<u>371,136,142</u>	<u>406,324,557</u>


Annexed notes form an integral part of these Financial Statements.

  
**Company Secretary**

  
**Chief Financial Officer**

  
**Chief Executive Officer**

  
**Director**

  
**Chairman**

**PADMA ISLAMI LIFE INSURANCE LTD.**  
**STATEMENT OF CHANGES IN SHAREHOLDERS' EQUITY**  
**FOR THE QUARTER ENDED MARCH 31, 2020**

For the Period ended March 31, 2020						
Particulars	Share Capital	Share Premium	General Reserve	Reserve for Exceptional Losses	Retained Earnings	Total Taka
Equity as on 01 January 2020	388,800,000	-	-	-	-	388,800,000
Addition during the year (Bonus Share)	-	-	-	-	-	-
Equity as on 31 March 2020	388,800,000	-	-	-	-	388,800,000


For the Period ended March 31, 2019						
Particulars	Share Capital	Share Premium	General Reserve	Reserve for Exceptional Losses	Retained Earnings	Total Taka
Equity as on 01 January 2019	388,800,000	-	-	-	-	388,800,000
Addition during the year (Bonus Share)	-	-	-	-	-	-
Equity as on 31 March 2019	388,800,000	-	-	-	-	388,800,000


Annexed notes form an integral part of these Financial Statements.

  
 Company Secretary

  
 Chief Financial Officer

  
 Chief Executive Officer

  
 Director

  
 Chairman